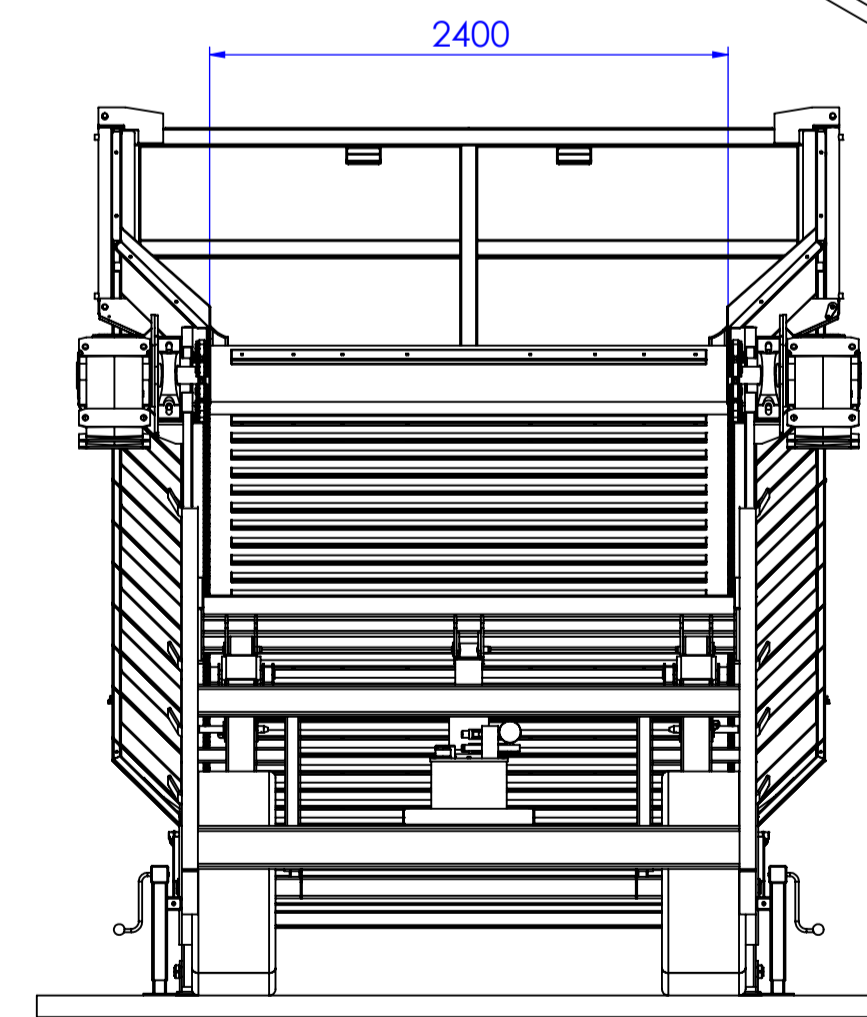
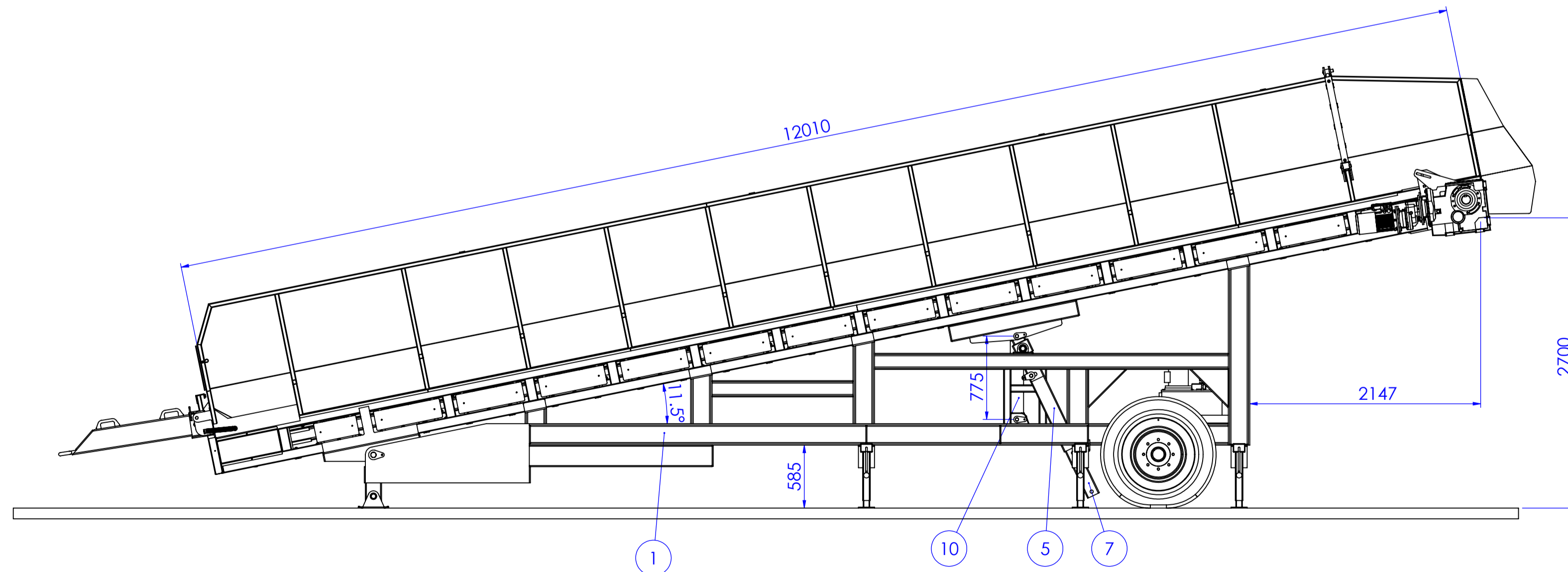
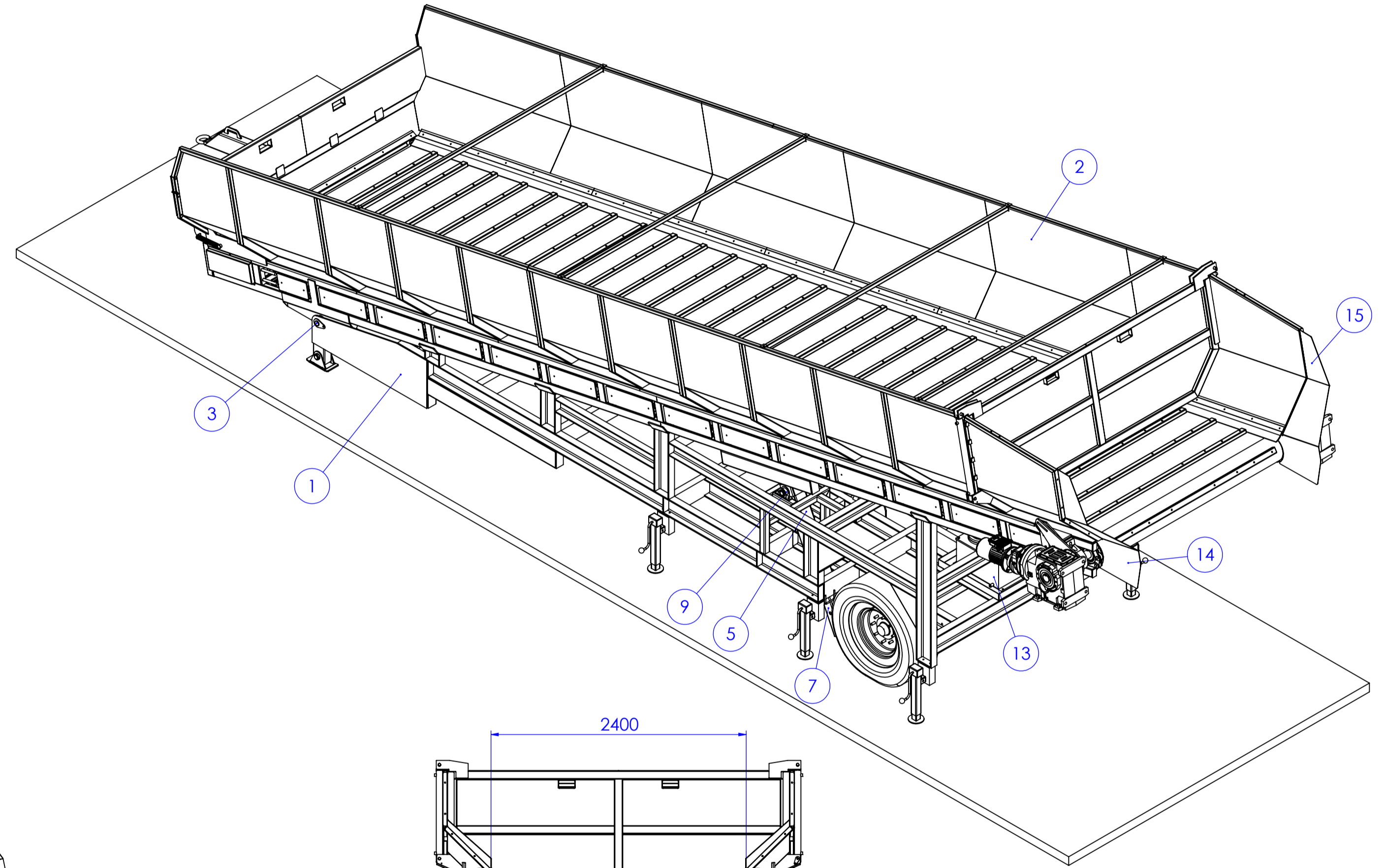
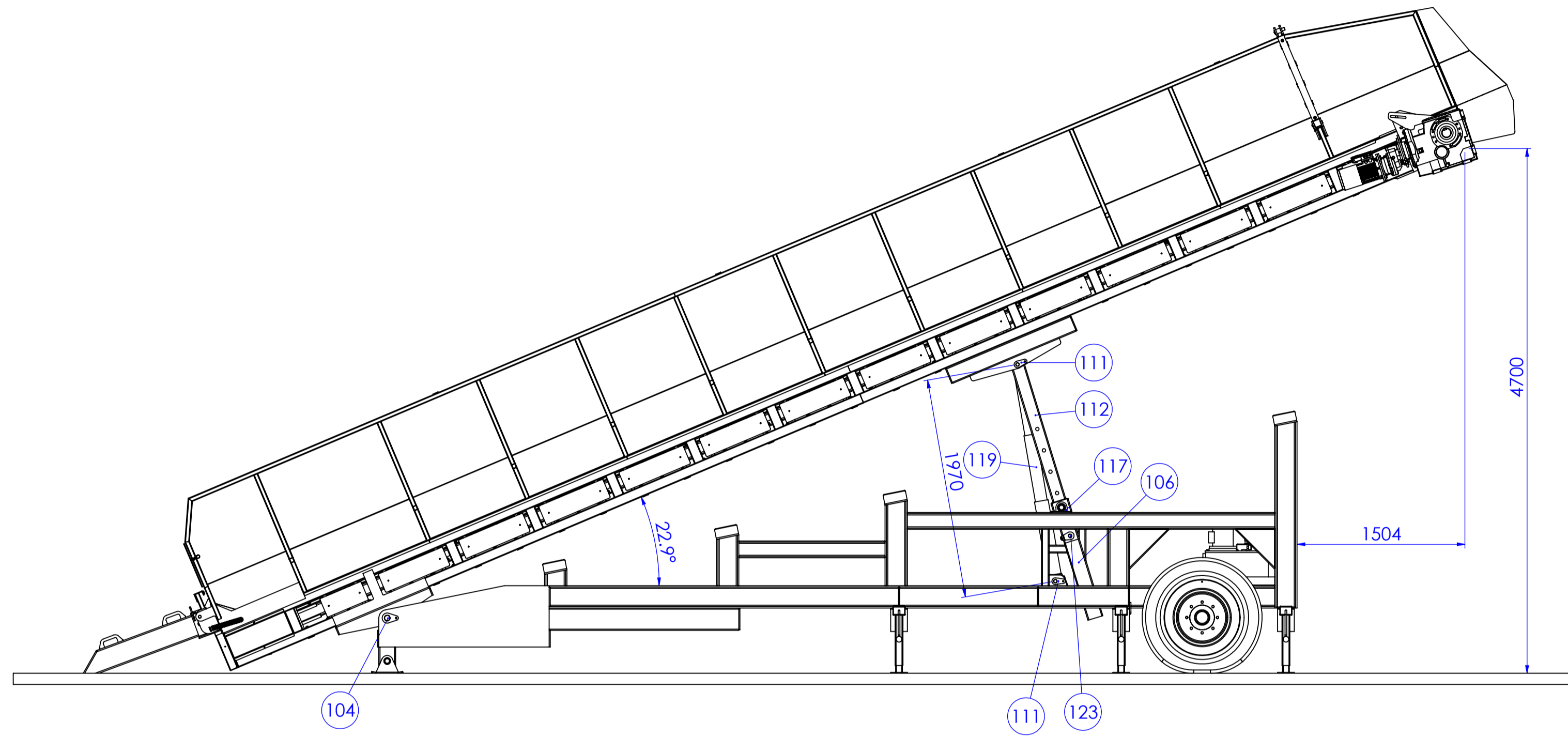


ITEM NO.	PART NUMBER	DESCRIPTION	Default/ QTY.	ITEM NO.	PART NUMBER	DESCRIPTION	Default/ QTY.
9	HS-17-19628-40	CARETAKER CHASSIS ASSEMBLY FOR 2.4m WIDE BELT x 6.2m TOP 2.4 W LIFTING HOPPER CHASSIS ASSEMBLY	4	1	HS-17-19628-21	CHASSIS ASSEMBLY FOR 2.4m WIDE LIFTING HOPPER	1
10	4628	RAM-HYDRAULIC 13.5T 2 STAGE 925 C/C, 2298 O.C. 105 O/D, 25.5 PIN, 1/2" BSP PORT (122-606)	1	2	HS-17-19628-19	2.4m WIDE LIFTING HOPPER ASSEMBLY WITH HINGE AND HYDRAULIC CYLINDER MOUNTING	1
11	HS1962861	FLOW CONTROL DOOR PROFILE	4	3	HS-17-19628-26	LIFTING HOPPER HINGE PIN ASSEMBLY	1
12	HS-17-19628-42	CARETAKER CHASSIS ASSEMBLY FOR 2.4m WIDE BELT x 6.2m TOP 2.4 W LIFTING HOPPER CHASSIS ASSEMBLY	2	4	HS-17-19628-29	CARETAKER CHASSIS ASSEMBLY FOR 2.4m WIDE BELT x 6.2m TOP 2.4 W LIFTING HOPPER CHASSIS ASSEMBLY	1
13	122-775	HYDRAULIC POWER PACK SINGLE TIP + SOLENOID SPEED 3KW 45L TANK	1	5	HS-17-19628-32	HOPPER SUPPORT STRUT OUTER FOR 2.4m WIDE LIFTING HOPPER	2
14	HS1962863	HOPPER FEED OFF WING	1	6	HS-17-19628-36	CARETAKER CHASSIS ASSEMBLY FOR 2.4m WIDE BELT x 6.2m TOP 2.4 W LIFTING HOPPER CHASSIS ASSEMBLY	3
15	HS1962863	HOPPER FEED OFF WING	1	7	HS-17-19628-35	HOPPER SUPPORT STRUT INNER FOR 2.4m WIDE LIFTING HOPPER	2
16	HS1962890	FLOOR FOR LIFTING HOPPER	1	8	HS-17-19628-38	CARETAKER CHASSIS ASSEMBLY FOR 2.4m WIDE BELT x 6.2m TOP 2.4 W LIFTING HOPPER CHASSIS ASSEMBLY	1
17	HS1962864	POWER PACK TRAY	1				



x 1 - OFF MILD STEEL  
2017-19628  
VAN TRIER

-	-	-	-	-	-	-	-	-	-	-	-	-	-	-	-	-	-	-	-	
ISSUE	1	DESCRIPTION OF MOD	2	GRID	3	NAME	4	DATE	5											

DRAWN	DATE	SCALE 1:35(A1)
TITLE 2.4M x 12M LONG LIFTING HOPPER ASSEMBLY WITH CHASSIS		
MATERIAL MILD STEEL	VAN TRIER	
SHEET:	DWG NO. HS-17-19628-20	